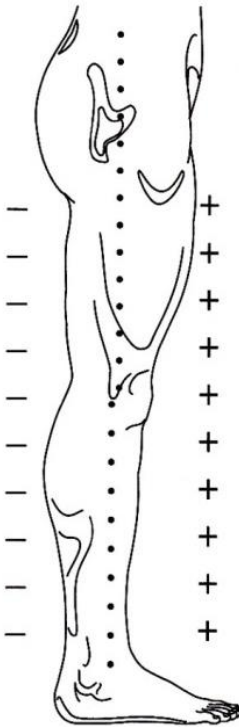
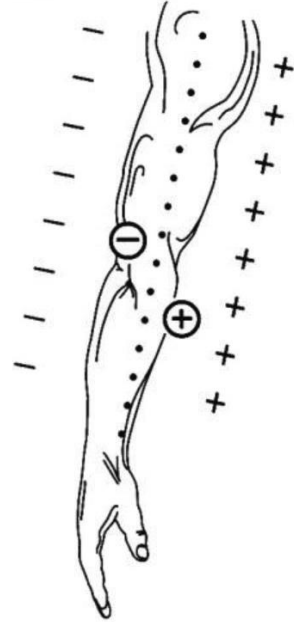
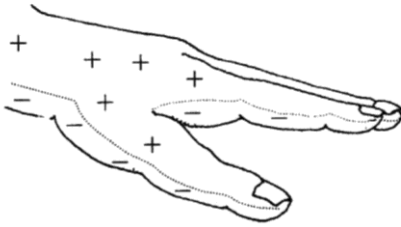
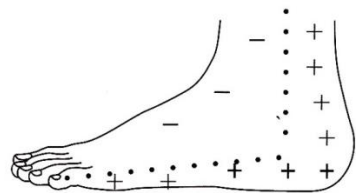


**Lateral View Partial Polarity Diagrams**  
**Full Diagrams in Book**

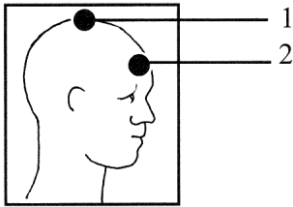


**Overview of Body Organs and**



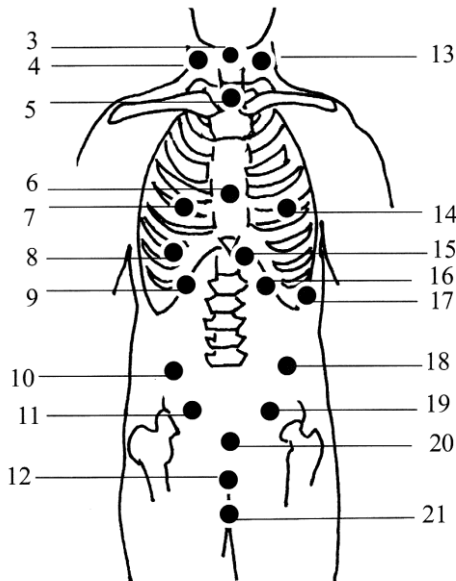
**Glands**  
**For BioMagnetic Placement**  
**Location**

## Biomagnetic Placement and Diagnostic Chart



Lateral Head

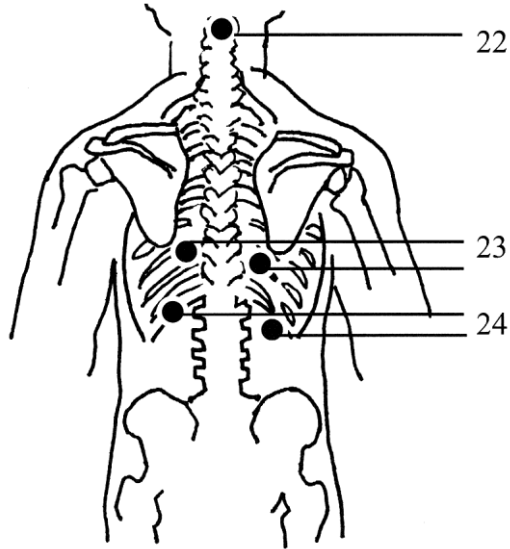
Anterior Body



- |                     |                       |                        |
|---------------------|-----------------------|------------------------|
| 1. Pineal_____      | 8. Liver _____        | 16. Stomach_____       |
| 2. Pituitary_____   | 9. Gall bladder_____  | 17. Spleen _____       |
| 3. Thyroid_____     | 10. Ascending colon__ | 18. Descending colon__ |
| 4. Parathyroid_____ | 11. Right ovary_____  | 19. Left ovary_____    |
| 5. Thymus_____      | 12. Urinary bladder__ | 20. Uterus_____        |
| 6. Heart*_____      | 13. Parathyroid_____  | 21. Prostate_____      |
| *Sternum placement  | 14. Lt. Lung_____     |                        |
| 7. Rt. Lung_____    | 15. Pancreas_____     |                        |

Name: \_\_\_\_\_

Date: \_\_\_\_\_



22. CVS (Lower Cerebral Vestibular system)\_\_\_\_\_

23. Right and left Adrenals glands\_\_\_\_\_

24. Right and Left Kidneys\_\_\_\_\_